

**Copyright ©2015 - 2020, Digital by Design, Inc.**

Danielle's Place of Crafts and Activities

<http://www.daniellesplace.com>

All rights reserved. No part of this publication may be reproduced or transmitted in any form or by any means, electronic or mechanical, including photocopying and recording, or by any information or storage retrieval system, except for local church or school use only. This copyright notice must be included on all copies. Requests for permission to copy this material for any other uses should be addressed to: Carolyn Warvel, 588 Duran Street, Henderson, NV 89015 or e-mail me at [care@daniellesplace.com](mailto:care@daniellesplace.com)

**Do not publish this document any where on the web.**

# Amos Wasn't Famous!

**Scripture References:** Amos 1:1 and Amos 7:14

**Printable Bible Verse Cards:**

Print out onto card stock and make copies. (**Pages 9 or 10**)

**Teaching Concept:** Children learn that God can use anyone to do his work. You don't have to be famous or smart or anything else. You just have to obey and listen to God's calling.

## Early Arrivers' Activities

### 1. Talk about Famous People

Ask the children if they think of someone who is famous. What makes a person famous? If you have younger children give them some example of famous people or cartoon characters.

### 2. Work on the "Amos Wasn't Famous"

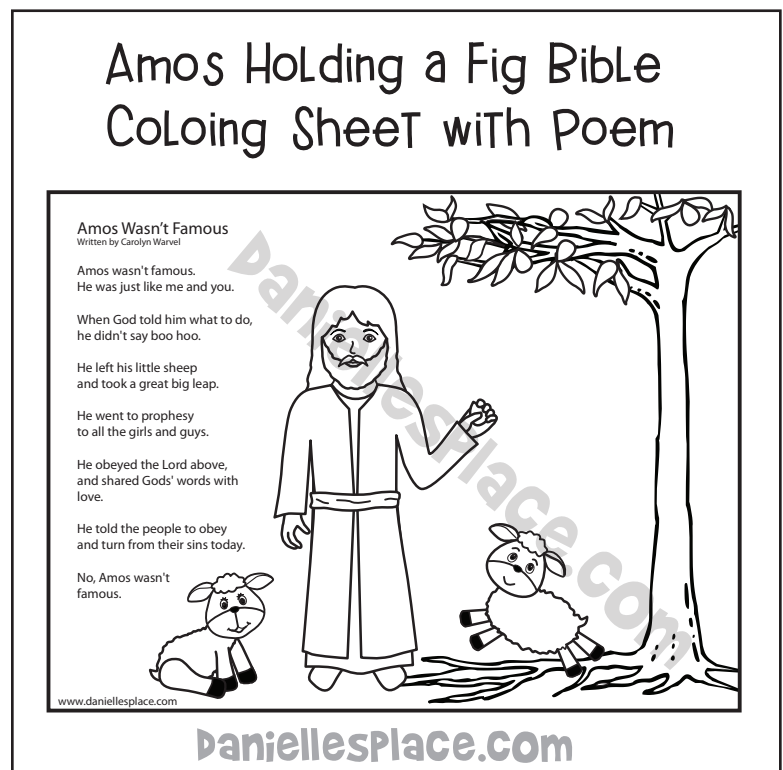
1. Before class print out the color sheet and make copies.

Coloring Sheet with Poem - (**Page 11**)

KJV Coloring Sheet with Bible Verses - (**Page 12**)

NIV Coloring Sheet with Bible Verses - (**Page 13**)

2. In class have your students color the picture and glue cotton balls on the sheep.



### 3. Make “Famous in God’s Eyes” Buttons or Bookmarks

1. Before class, print out the button patterns onto colorful paper and cut them out.

Button Patterns - (Page 14)

2. Cut 12” lengths of one-inch blue ribbon.

3. Fold the ribbon in half and tape them to the back of the button.

4. Use a piece of rolled up masking tape to stick to your children’s clothes.

These can also be used as bookmarks.  
Make lots of extra because your children will probably want to make one for their whole family.



### 4. Phil. 4:13 Coloring or Doodle Sheets

1. Before class print out the pattern and make copies. Use the coloring sheets for younger children and the doodle sheets for older children

Coloring Sheet: NIV Pattern or KJV Pattern - (Pages 15 -16)

Doodle Sheet: NIV Pattern or KJV Pattern - (Pages 17 - 18)

2. In class have your children color the pictures and add doodles.



## 5. Philippians 4:13 Search and Find and Maze Activity Sheet

### What you will need:

Paper

Highlighter Markers

### What to do:

1. Before class print out the sheet and make copies. This activity sheet is available in NIV only.

NIV Activity Sheet - (Page 19)

Answer Sheet - (Page 20)

2. In class have your children read the verse and then try to find the words in the search and find square.

3. Then have them follow the maze to try and find two complete Bible verses.

S	I	N	G	I	W	A	S
E	T	H	I	S	S	H	M
E	H	R	V	C	Z	L	O
M	R	T	E	A	L	L	C
D	O	O	S	N	T	W	O
N	U	Y	O	U	G	R	U
O	G	L	O	R	D	T	L
W	H	I	M	E	N	V	H

Find the words from the verse above.

Follow the letters to find the verse. There are two complete verses.

[www.daniellesplace.com](http://www.daniellesplace.com)

I can do all this through him who gives me strength.  
Philippians 4:13, NIV



Philippians  
4:13

I can  
do all  
Things!  
Activity  
Sheets

## The Lesson

Does anyone know what “famous” means? What does it mean when someone is famous? (Let the children give their ideas. Being famous means lots of people know you because you have done something that makes people notice you. Famous people are people who stand out in the crowd.)

Let’s see how many people we can think of who are famous. (Let the children name people they know that are famous. Write the names on the board.) If they can’t think of anyone, give them some examples. The president is famous. Actresses and actors in movies and television become famous. Athletes who are very good at their sport become famous. People who are very attractive and talented can become famous such as Miss America. Smart people who discover something new or invent something new can become famous. Rich people can become famous. If a child thinks of someone who is famous, ask him why he thinks that person is famous (talented, rich, smart, funny, good at something, etc.) and write it next to the name of the famous person.

How many of you think you would like to be famous?

It's fun to hear stories about famous people, isn't it? Today I would like to tell you a story about a man who wasn't famous at all. His name was Amos.

Amos wasn't famous; he was just like you and me.

He was just a shepherd who took care of his sheep day after day. He also enjoyed growing and taking care of his fig trees. He looked forward to picking all the little figs off the trees each year in the fall when they were ripe.

No, Amos wasn't famous, he wasn't exceptionally smart, he didn't have lots of money, and he wasn't particularly talented. As a matter of fact, hardly anyone knew Amos at all. But God knew who Amos was. Amos was a man of God. That means he loved God and obeyed his commandments. He prayed to God and expected him to guide him through the days. Amos wanted to please God. He listened to God and to his heart. Amos wasn't famous, but God knew who he was, and he had something important for Amos to do.

One day while Amos was out picking figs from his fig trees, God told Amos that he wanted him to go to the northern kingdom and warn his people there to stop doing bad things. He wanted him to tell them that they would be in big trouble if they didn't stop doing the bad things they were doing.

Now I'm sure Amos wasn't too thrilled about leaving all his sheep and his fig trees behind and traveling a long, long way to go tell some people he didn't even know that God told them they better stop sinning. But Amos loved God and wanted to please him. Amos obeyed God and did exactly what he was told to do. God was very pleased with Amos.

Amos wasn't famous;  
He was just like you and me.

When God told him what to do,  
he didn't say boohoo.

He left his little sheep  
and took a great big leap.

He went to prophesy  
to all the girls and guys.

He obeyed the Lord above,

and shared Gods' words with love.

He told the people to obey  
and turn from their sins today.

No, Amos wasn't famous,  
but God used him anyway.

You don't have to be famous, or smart, or talented, or have lots of money to do God's work. God can use anyone, even little children, to do important things for him. All you have to do is be willing to listen and obey him. All you have to do is make pleasing God the most important thing in your life and you will be famous in God's eyes.

## Prayer

Father, help us to remember that with your help we can do anything that you would like us to do. Show us what you would have us do for you. Help us to listen to our hearts and for your calling in our lives. Amen

## Activity

### 1. Pick a Fig Bible Verse Review Game

Draw a large tree on the dry erase board or cut one from paper and tape it to the board. Cut eleven fig shapes (teardrop shapes) from brown or black construction paper and white paper. Glue the white fig shapes onto the back of the black fig shapes and write one word each and the Bible reference on the white side of each fig shape. Tape the figs to the tree. You can play this game in several ways depending on the age of the children.

If you have very young children who are just starting to learn their letters, you can tape all the figs on the tree so that the words are showing. Go over the Bible verse several times. You can write the verse out on the board if you would like. Have the children take turns looking for the figs in order of the verse, picking them, and then placing them under the word that matches what is written on the board.

If your children are in kindergarten or first grade, you can just have them look for the words for the



verse without writing them out.

If you have older children you can turn the words over so that they can't be seen. Play like a memory game. Have the children take turns turning over figs to see if they can find the words in order of the Bible verse. For example, the first child will turn over a fig to see if it is the first word of the verse. If it is, he gets to "pick" the fig and then try to find the second word of the verse. He keeps going until he misses. Then the second child takes a turn. Keep going until all the figs have been picked.

## 2. Play "Picking Figs"



1. Before class cut fig shapes from card stock. Write one word of the verse on each fig shape. Make several sets of the Bible verse figs.
2. In class remind your children about how Amos grew figs. Tell them that they are going to pretend to pick figs and review the Bible verse.
3. Break the class up into teams and have them line up in rows across the room.
4. Place baskets at one end of the room opposite each team.
5. Place the sets figs at the other end of the rows of teams on the floor next to each child that is first

in the line.

6. To play on the word “go” the first child in each row should pick up one fig at a time in the order of the verse and pass it to the child next to him in line. The child should tell the child next to him the word each fig as he passes them. The child who receives the fig should look at the fig to make sure it is the correct word and in the correct order, and then pass it to the next child saying the word as he passes it. Each child in line should do exactly the same thing until the last child places it in the basket at the end of the line. The child who places the figs in the basket should place one fig on top of the other so he has one pile of figs that spells out the Bible verse in order.

The team that gets all its figs in order in the basket first wins. Make sure you check the figs in the basket to see if they are in order. Have your children read each fig as you check them.




"I can do all this  
through him  
who gives me  
strength."

Philippians 4:13, KJV



"I can do all this  
through him  
who gives me  
strength."

Philippians 4:13, KJV



[www.daniellesplace.com](http://www.daniellesplace.com)  
©2020, Digital by Design, Inc.



"I can do all this  
through him  
who gives me  
strength."

Philippians 4:13, NIV



"I can do all this  
through him  
who gives me  
strength."

Philippians 4:13, NIV



[www.daniellesplace.com](http://www.daniellesplace.com)  
©2020, Digital by Design, Inc.

## Amos Wasn't Famous

Written by Carolyn Warvel

Amos wasn't famous.  
He was just like me and you.

When God told him what to do,  
he didn't say boo hoo.

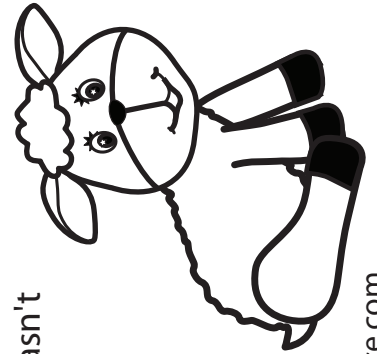
He left his little sheep  
and took a great big leap.

He went to prophesy  
to all the girls and guys.

He obeyed the Lord above,  
and shared Gods' words with  
love.

He told the people to obey  
and turn from their sins today.


No, Amos wasn't  
famous.



## Amos 7:14-15

Then answered Amos, and said to Amaziah, I was no prophet, neither was I a prophet's son; but I was an herdsman, and a gatherer of sycamore fruit:

And the Lord took me as I followed the flock, and the Lord said unto me, Go, prophesy unto my people Israel.




## Amos 7:14-16

Amos answered Amaziah,  
"I was neither a prophet  
nor the son of a prophet,  
but I was a shepherd, and  
I also took care of sycamore-  
fig trees.

But the Lord took me  
from tending the flock  
and said to me, 'Go,  
prophecy to my  
people Israel.'






©2004 Carolyn Warvel  
[www.danielleplace.com](http://www.danielleplace.com)



Philippians 4:13

"I can do all things through  
Christ which strengtheneth me."




daniellesplace.com

Philippians 4:13

"I can do all this through him  
who gives me strength."




daniellesplace.com



"I can do all things through  
Christ which strengtheneth  
me."

Philippians 4:13

A decorative black and white illustration. On the left, a vine with several leaves and a heart-shaped leaf at the bottom curves upwards. In the center-right is a large wheel with a central circle and twelve teardrop-shaped spokes. To the right of the wheel is a vertical line with a heart-shaped flourish at the top. At the bottom right is a large, stylized knot or bow.

"I can do all this through  
him who gives me strength."

Philippians 4:13


S	I	N	G	I	W	A	S
E	T	H	I	S	S	H	M
E	H	R	V	C	Z	L	O
M	R	T	E	A	L	L	C
D	O	O	S	N	T	W	O
N	U	Y	O	U	G	R	U
O	G	L	O	R	D	T	L
W	H	I	M	E	N	V	H

I can do all this  
through him who  
gives me strength.

## Philippians 4:13, NIV



Find the words from the verse above.



Follow the letters to find the verse. There are two complete verses.

www.daniellesplace.com

